


N 70, BUILT-IN COMPACT OVEN WITH
MICROWAVE FUNCTION, 60 X 45 CM,
GRAPHITE-GREY
C24MR21G0B



1 x combination grid, 1 x universal pan

Z11AB15A0 Baking tray, non-stick ceramic coated, Z11AU15A0
Universal pan, non-stick ceramic coated, Z11CR10X0 Baking and
roasting grid (standard), Z11GU20X0 Glasspan, Z11SZ00X0
SeamlessCombination mounting kit, Z11SZ60G0
SeamlessCombination 45 + 14cm, Z11SZ90G0
SeamlessCombination 60 + 45cm, Z12CB10A0 Baking tray,
enamelled, Z12CM10A0 Moussaka pan, enamelled, Z12CP10A0
Pizza pan, enamelled, Z12CU10A0 Multipurpose pan, enamelled,
Z13CR10X0 Baking and roasting grid (steam), Z13CV05S0 Cover
Strip, Z13CV06S0 Decor strip, Z1650BE0 Half tray, Z1655CA0 Air
Fry & Grill tray, Z1913X0 Baking Stone

Compact built-in oven with microwave - to cook quickly and
conveniently in a very small space. Home Connect for control via
the App.

- ✓ 3.7-inch Full Touch TFT Display: intuitive navigation for easy use
and complete control.
- ✓ Inverter Technology: gradual, even heating for your meals.
- ✓ Combined microwave and oven - the convenient solution to save
space and time
- ✓ Easy Clean: provides fast, energy-saving oven cleaning.
- ✓ Soft Close with Soft Opening - the damping system cushions the
door for gentle opening and closing

Type of micro-wave oven: MW-Combi
Type of control: Electronic
Dimensions: 455x596x548 mm
Cavity dimensions: 237 x 480 x 392 mm
Length electrical supply cord: 150.0 cm
Net weight: 32.6 kg
Gross weight: 34.9 kg
EAN code: 4242004266471
Maximum micro-wave power: 900 W
Connection Rating: 3600 W
Fuse protection: 16 A
Voltage: 220-240 V
Frequency: 50 Hz
Plug type: no plug
(electrical connection by electrician)
Included accessories: 1 x combination grid, 1 x universal pan



N 70, BUILT-IN COMPACT OVEN WITH
MICROWAVE FUNCTION, 60 X 45 CM,
GRAPHITE-GREY
C24MR21G0B

- Intelligent microwave inverter technology: For optimised results maximum output power will be regulated to 600 W when used in longer operation for gentler cooking.

550 mm

- Please refer to the dimensions provided in the installation manual

Design

- Graphite-Grey Edition
- Touch control
- Cavity inner surface: enamel anthracite

Features

- Compact oven with microwave with 16 heating methods: Top/bottom heat, Full surface grill, Centre surface grill, Bottom heat, Dough proving, Plate warming, Conventional heat gentle, Circulating air, Microwave, Circulating air, Conventional heat, Full width grill, Half width grill, Hot air grilling
- HomeConnect ready on WLAN
- Oven Assistant with Voice Control
- Control panel lock
- Automatic safety switch off Residual heat indicator Start button Door contact switch

Programmes/functions

- Temperature range 30 °C - 230 °C
- Max. Power: 900 W; 5 Microwave power settings (90 W, 180 W, 360 W, 600 W, boost) with Inverter (MW)
- LED light, On/off button
- Electronic clock timer
- Drop down door, SoftClose, soft opening
- Heat reflective glass
- Triple glazed door glazed CoolTouch door
- Temperature proposal
- Actual temperature display Heating up indicator
- cookControl Plus
- No
- Cooling fan
- Stainless-steel fan

Level independent telescopic rails

- 3 shelf positions

Cleaning

- EasyClean

Accessories

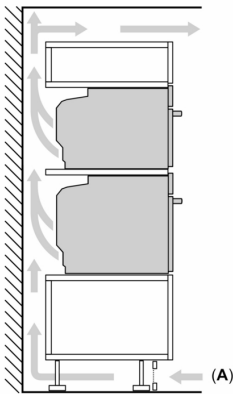
- 1 x combination grid, 1 x universal pan

Performance/technical information

- Power cord length 150 cm Cable length
- Nominal voltage: 220 - 240 V
- Total connected load electric: 3.6 KW
- Cavity volume: 45 litre
- Appliance dimension (h x w x d): 455 mm x 596 mm x 548 mm
- Niche dimension (h x w x d): 450 mm - 455 mm x 560 mm - 568 mm x

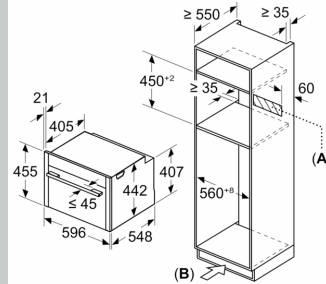
N 70, BUILT-IN COMPACT OVEN WITH
MICROWAVE FUNCTION, 60 X 45 CM,
GRAPHITE-GREY
C24MR21G0B

Installing two appliances on top of each other
Air exchange



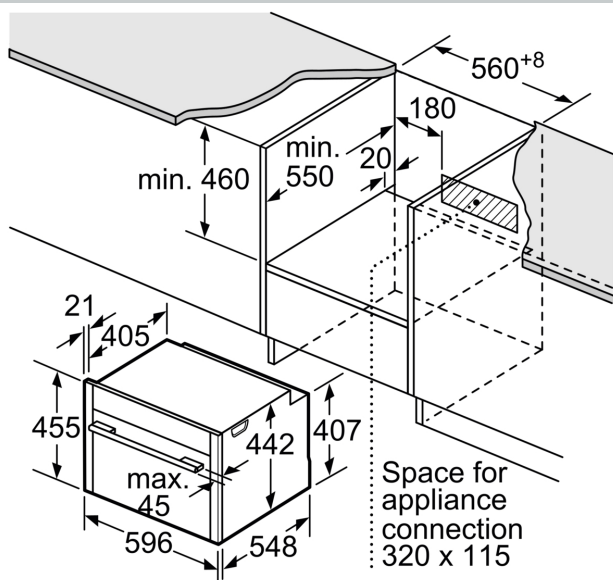
A: Air inlet $\geq 200 \text{ cm}^2$

Measurements in mm

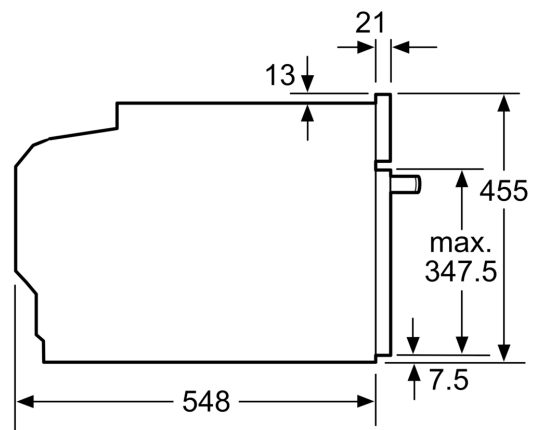


A: Space for appliance connection
320 x 115 mm

B: Ventilation space in the base $\geq 200 \text{ cm}^2$

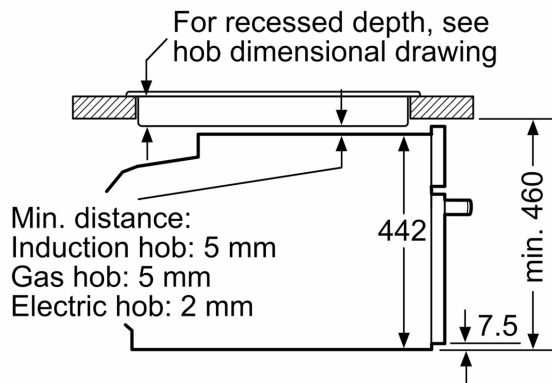


measurements in mm



measurements in mm

Installation with a hob.



measurements in mm

If the compact appliance will be installed underneath a hob, the following worktop thicknesses (including substructure if necessary) must be taken into account.

Hob type	min. worktop thickness	
	fitted	flush
Induction hob	42 mm	43 mm
Full surface Induction hob	52 mm	53 mm
Gas hob	32 mm	43 mm
Electric hob	32 mm	35 mm